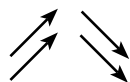


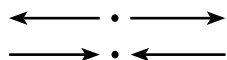
# EXERCISES ON THE SCALES AND CHORDS

## 1. ONE, TWO AND MORE OCTAVE SCALES IN FOLLOWING MOTIONS:

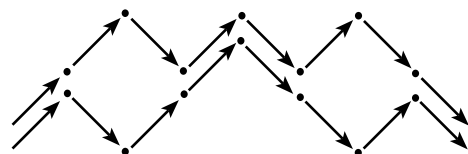
*Parallel*



*Contrary*



*Formula Pattern*



## 2. CHROMATIC SCALE



## 3. SOLID, BROCKEN AND ALTERNATE CHORDS

*Solid*



*Brocken*



*Alternate (middle note first)*



*Alternate (upper note first)*




*Tonic, I*

*Subdominant, IV*

*Dominant, V*

*Leading note, VII*



*Dominant seventh chord*



*Diminished seventh chord*




## 4. ARPEGGIOS

*One hand arpeggio*




*Alternate hands arpeggio*



## 5. PRIMARY TRIADS AND CADENCE

*Cadence in four parts*



# MAJOR SCALES

*Fingering for the middle note.*

		<i>Fingering for the middle note.</i>	Relative key
F#+	<p>R.H. 2      4    1      3    1    2</p> <p>L.H. 4      1    3      1    2</p>	<p>3      2      3      3</p>	<p>D# - E♭ -</p>
B+	<p>1      3    1      4    5</p> <p>4    3      1    4      1</p>	<p>3      2      3      3</p>	<p>G# -</p>
E+	<p>1      3    1      4    5</p> <p>5    4      1    3      1</p>	<p>3      2      3      3</p>	<p>C# -</p>
A+	<p>1      3    1      4    5</p> <p>5      2    1      3      1</p>	<p>3      2      3      3</p>	<p>F# -</p>

*Note:* the black keys are marked with black note heads and the white note heads are for the white keys.

# MINOR SCALES

	<i>Melodic</i>	<i>Harmonic</i>	Relative key
F# -	2      1      3      4 1 3      2 1	1      3	A+
	4      1 3      1 2      1      2 1 2		
B -	1      3 1 2      4 5      4      4 5		D+
	4 3      1 4      1      3      1		
E -	1      3 1 2      4 5      4      4 5		G+
	5      1      3      1      3      3      1		
A -	1      3 1 2      4 5      4      4 5		C+
	5      1      3      1      3      3      1		

*Note:* the black keys are marked with black note heads and the white note heads are for the white keys.